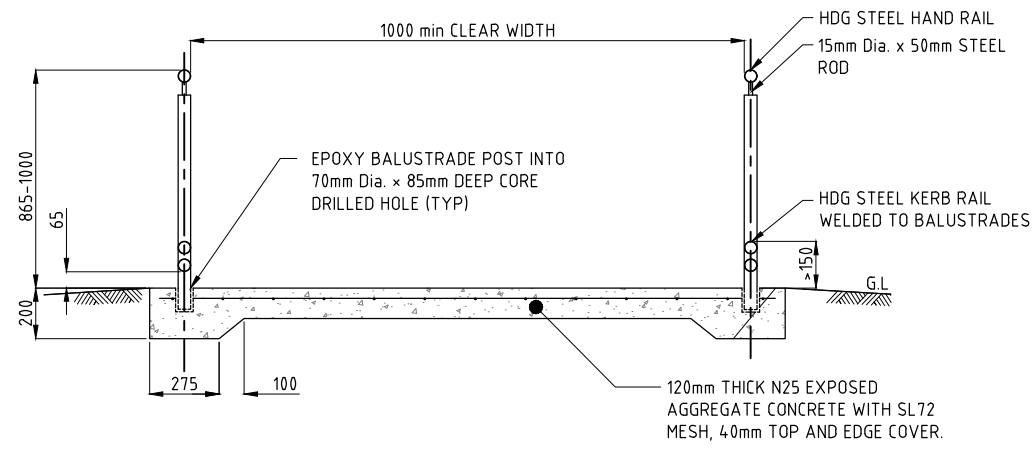
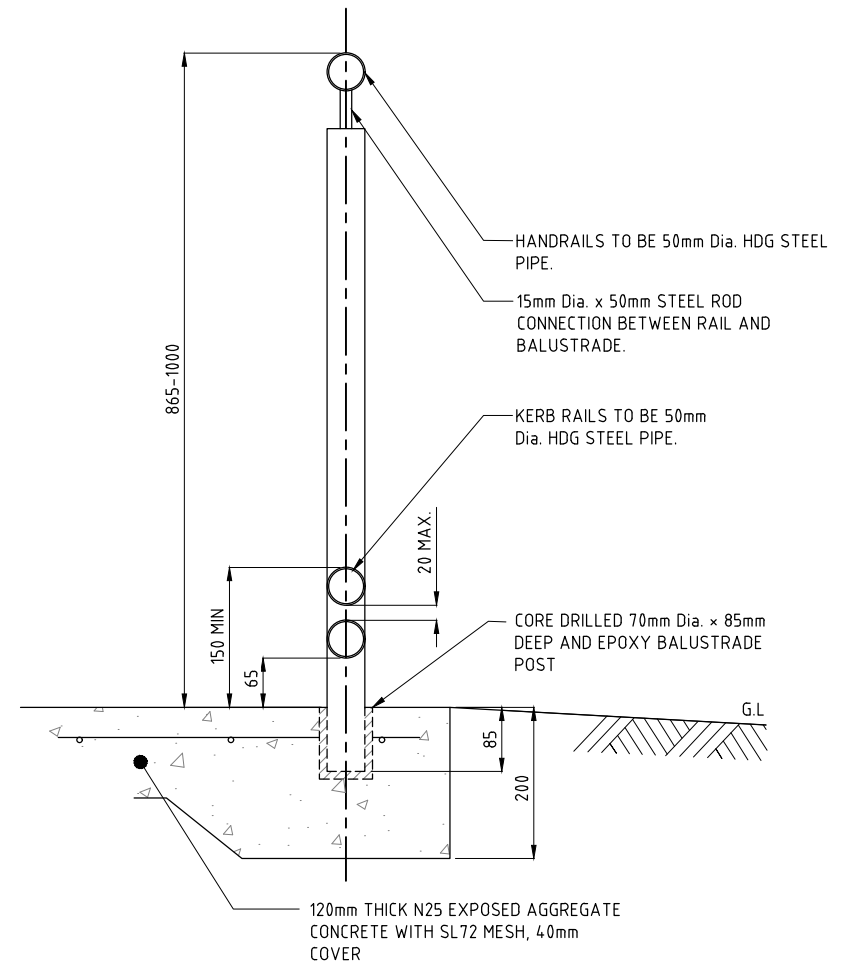


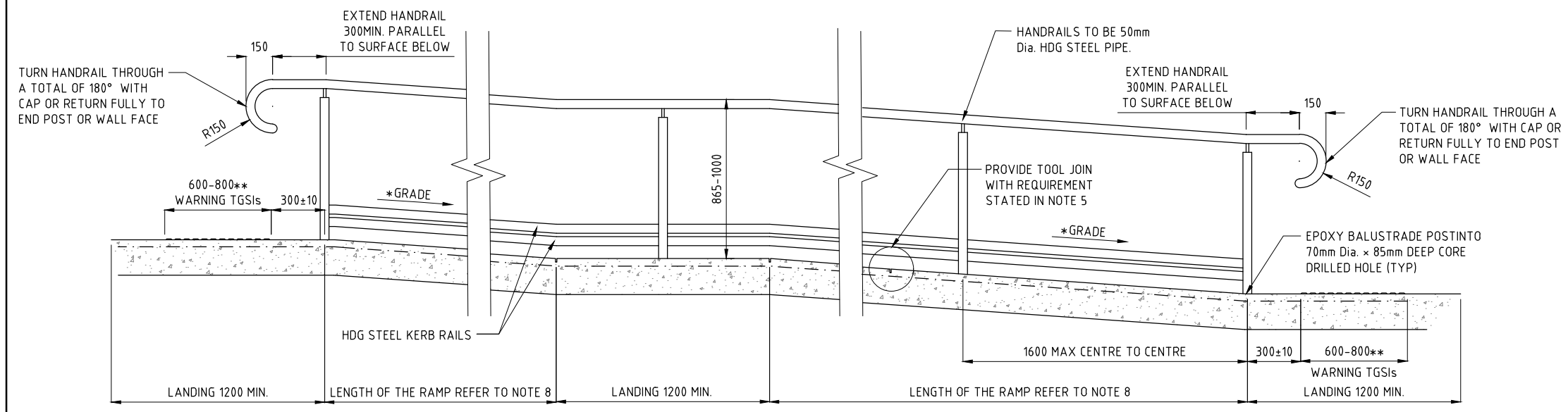
PLAN VIEW
NOT TO SCALE



TYPICAL WHEELCHAIR ACCESS RAMP CROSS SECTION
NOT TO SCALE



HDG HANDRAIL INSTALLATION DETAILS
NOT TO SCALE



TYPICAL WHEELCHAIR ACCESS RAMP LONGITUDINAL SECTION
NOT TO SCALE

* RAMP SHALL BE DESIGNED WITH A GRADIENT BETWEEN 1 IN 14 TO 1 IN 20, AS STATED IN AS1428.1.
** REFER TO NOTE 9

NOTES

1. COMPACT SUBGRADE BENEATH FOOTPATH TO 90% MMDD PRIOR TO LAYING CONCRETE.
2. MOISTEN THE SUBGRADE BEFORE CASTING CONCRETE.
3. COMPLY WITH AS 1379, AS 3600 AND AS 1428.1.
4. MAKE A TEST PANEL 100x1000 OF THE INTENDED EXPOSED AGGREGATE CONCRETE IN THE PRESENCE OF THE SUPERINTENDENT, USING THE SAME MIX AND PROCEDURES INTENDED TO BE USED IN THE WORKS FOR APPROVAL. THE APPROVED PANEL WILL BE USED FOR ACCEPTANCE AND REJECTION OF THE WORKS AND CONCRETE THAT IS NOT TO STANDARD AND /OR SIGNIFICANTLY DIFFERENT FROM THE APPROVED PANEL SHALL BE REMOVED AND REPLACED. USE N25 CONCRETE AND 40mm MINIMUM TOP AND EDGE COVER. PROVIDE TOOLED JOINTS LONGITUDINALLY AT A DISTANCE WHERE THE WIDTH AND LENGTH RATIO IS 1:2 MAX.
5. UNLESS OTHERWISE APPROVED ALL STEELWORK SHALL BE PREFABRICATED.
6. DIRECT THE DRAINAGE AWAY FROM THE PATHWAY AS DIRECTED BY THE SUPERINTENDENT ON SITE. DO NOT ALLOW DRAINAGE TO FLOW ALONG THE EDGE OF THE PATH.
7. LENGTH OF THE RAMP SHALL BE DESIGNED IN ACCORDANCE WITH THE REQUIREMENTS IN AS 1428.1.
8. 300-400, 600-800 DEPTH OF TGSIs PROVIDE VARIANCE FOR THE TYPE OF TILE AVAILABLE.
9. ALL DIMENSIONS ARE IN MILLIMETRES UNLESS NOTED OTHERWISE.
10. VENT HOLES FOR HDG ARE TO BE LOCATED ON THE UNDERSIDE OF ALL ELEMENTS.

No.	DESCRIPTION	DATE	NAME	DEPT/COMPANY
2	MINOR CHANGES	JAN 2024	D.LLANO	DIPL
1	DESIGN DETAILS AMENDED	MAR 2019	S.SHI	EES/DIPL
0	ISSUED AS A STANDARD DRAWING	SEPT 2017	J.LEESON	EES/DIPL
AMENDMENTS				

WARNING
BEWARE OF UNDERGROUND SERVICES.
THE LOCATIONS OF UNDERGROUND SERVICES ARE APPROXIMATE ONLY AND THEIR EXACT POSITION SHOULD BE PROVEN ON SITE. NO GUARANTEE IS GIVEN THAT ALL EXISTING SERVICES ARE SHOWN.

DRAWN J.LEESON	CHECKED S.HATZI
DATE JULY 2017	DATE JULY 2017
DESIGNED	CHECKED
DATE	DATE
DESIGN LEADER S.HATZI	DESIGN DIRECTOR S.JACKSON
DATE 1/09/2017	DATE 1/09/2017



STANDARD DRAWINGS KERBING, FENCING & LANDSCAPING				
WHEELCHAIR ACCESS RAMP & HANDRAIL DETAILS				
FILE No.	ASSET No.	SHEET No.	DRAWING No.	AMEND.
-	-	1 OF 1	CS3304	2
				SHEET SIZE A1