

TYPE

ABBREVIATION

LINE MARKING

LINE WIDTH (mm)

UNBROKEN LANE LINE
(SINGLE UNBROKEN LINE)

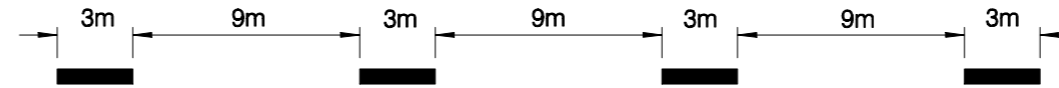
UL



100

BROKEN LANE LINE OR SEPARATION LINE
(LANE LINE, ONE WAY TRAFFIC OR SEPARATION LINE, TWO WAY TRAFFIC)

BL



100

BARRIER LINES – BOTH DIRECTIONS
(DOUBLE LONGITUDINAL LINES, TWO CONTINUOUS LINES)

DBL



100
100

BARRIER LINES – ONE DIRECTION
(CONTINUOUS LINE AND BROKEN LINE)


SBL



100
100

SINGLE YELLOW LINE

SYL



100

EDGE LINE
(PAVEMENT EDGE LINE)

EL



100

OUTLINE

OL



200

CONTINUITY LINE SPECIAL


CL(S)



200

CONTINUITY LINE

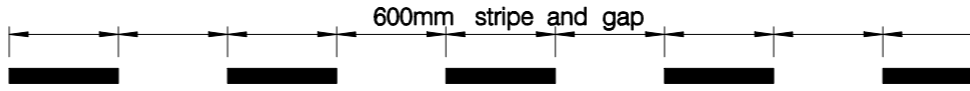
CL



200

TURN LANE

TL



100

STOP LINE

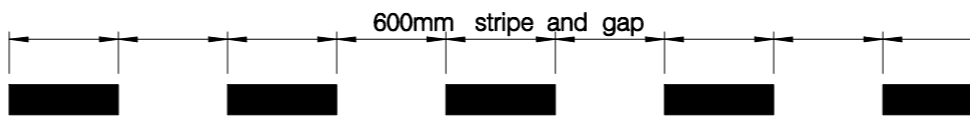
SL



450 ≤ 60 KPH
600 > 60 KPH

HOLD LINE
(GIVE WAY LINE)

HL



450 ≤ 60 KPH
600 > 60 KPH

SIGNALISED PEDESTRIAN CROSSING
(MARKED CROSSWALK)

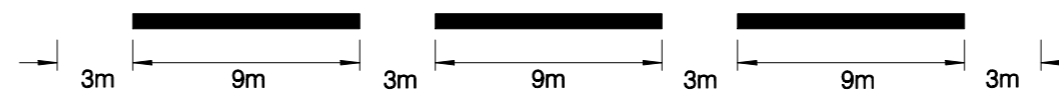
SPC



200

EXIT LINE MARKING

EM



100

NOTES

1. LINE DESCRIPTIONS CONFORM WITH AS.1742. DESCRIPTIONS IN BRACKETS CONFORM WITH TERMINOLOGY USED IN N.T. TRAFFIC ACT
2. ABBREVIATIONS ARE USED ON PROJECT DOCUMENTS.

3. ALL LINES ARE WHITE EXCEPT FOR NO STANDING AREAS WHICH ARE MARKED WITH A SINGLE YELLOW LINE.
4. USE CONTINUITY LINE SPECIAL – CL(S) FOR OPENINGS LESS THAN 10m.

5/03/2010 9:04:37 AM X:\CIVIL STANDARD DRAWINGS\TRAFFIC 6 - CS1500 SERIES STANDARDS\CS1520-4.dgn

No.	DESCRIPTION	DATE	NAME	DEPT/COMPANY
4.	DEPARTMENT LOGO ALTERED.	3/10	W.L.	
3.	ROUNDBOUT EXIT LINE MARKING ADDED.	2/04	A.D.	
2.	DEPARTMENT LOGO ALTERED.	5/02	K.S.	
1.	LINE MARKING DIMENSIONS CHANGED			
AMENDMENTS				

DRAWN	CHECKED
DATE	DATE
DESIGNED	CHECKED
DATE	G. HORNI DATE 6/04/2004
DESIGN PROJECT LEADER <i>[Signature]</i> DATE 6/04/2004	PROJECT OFFICER <i>[Signature]</i> DATE 6/04/2004



Department of Construction and Infrastructure

STANDARD DRAWINGS
STANDARD DRAWING
LINE MARKING

FILE No.	ASSET No.	SHEET No. OF	DRAWING No. CS1520-4	AMEND.	SHEET SIZE A3
----------	-----------	-----------------	-------------------------	--------	------------------